

November 16th, 2017
SCWS2017

CONSTRUCTING VISION-DRIVEN INDICATORS TO ENHANCE BETTER INTERACTION OF SCIENCE AND SOCIETY

Asako Okamura
National Graduate Institute for Policy Studies
(GRIPS)

OUTLINE

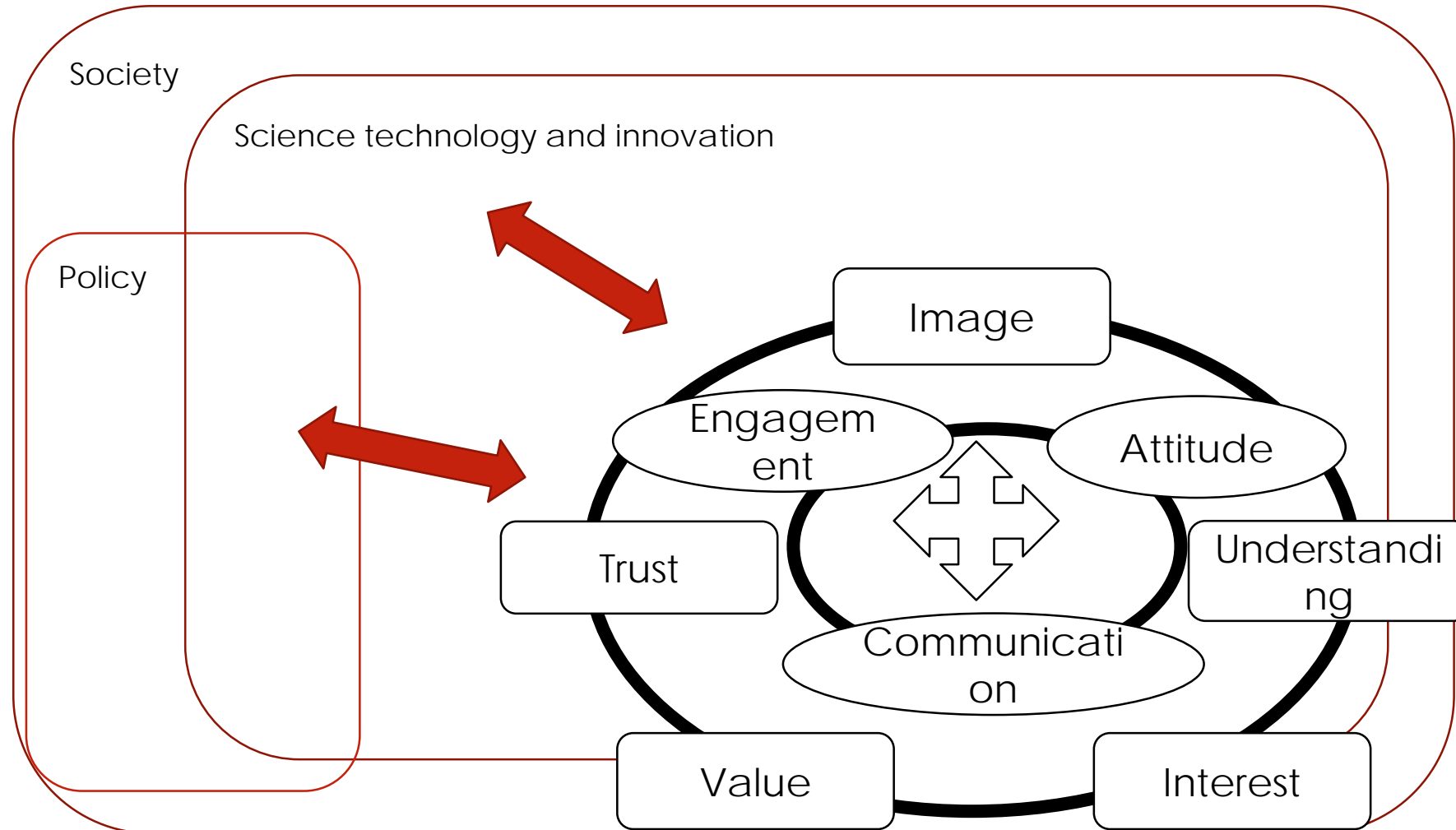
- Background
- Why do we need vision-driven approach?
- What are 'vision-driven' indicators?
- How did we make our proposal?
- Future tasks



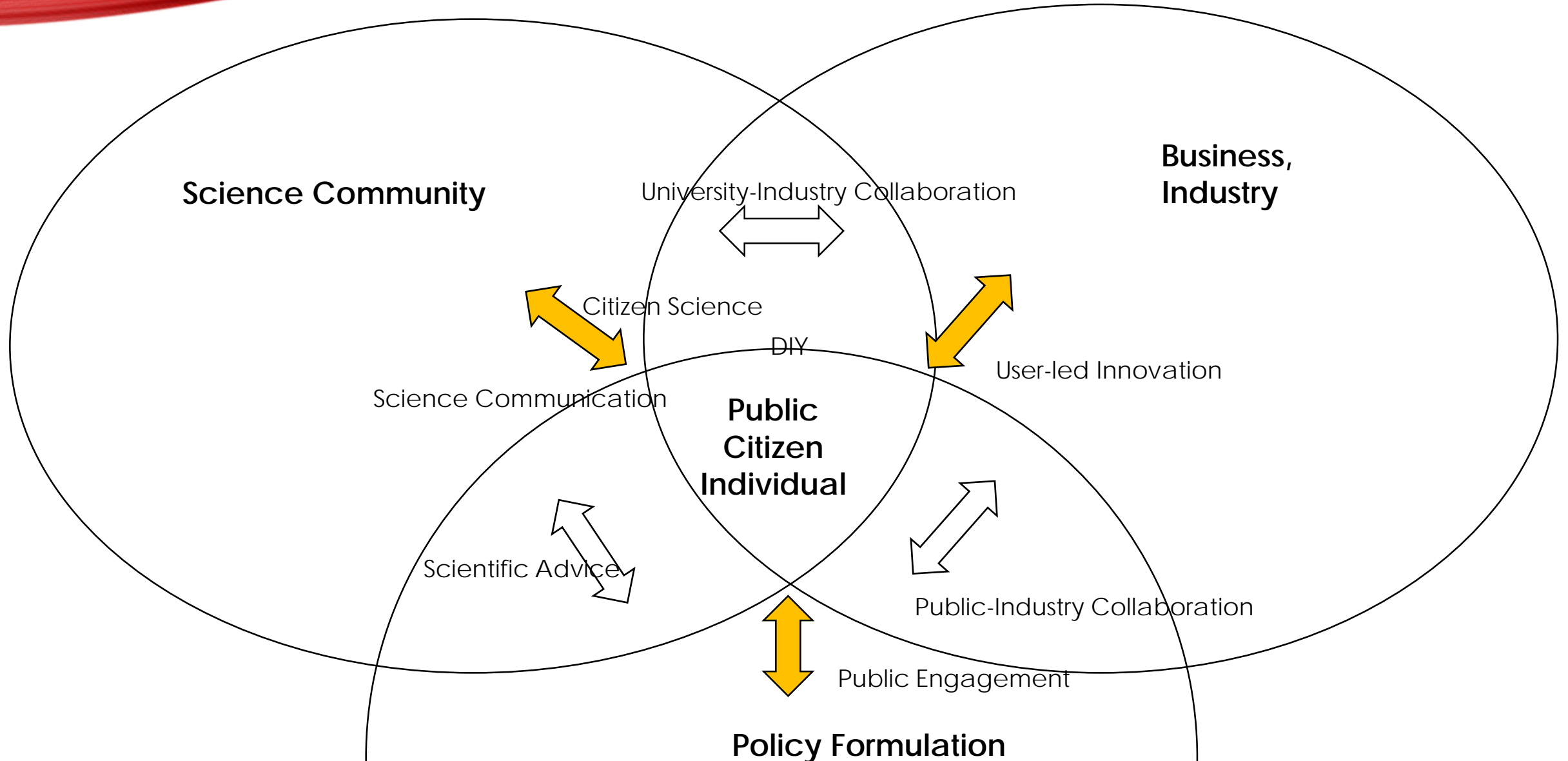
BACKGROUND

- Science, Technology and Innovation (STI) has a great influence on individual decision-making and life course
 - (e.g., acquisition of emerging technologies into daily life, employment, problems associated with trust in science and experts, etc.)
- “Cultural elements” (e.g. values, habits and moral) play a major role in the creation and diffusion of STI
- Considering ongoing transformative STI changes, understanding and measuring “cultural and societal aspects” of STI is very important

ELEMENTS OF PERSONAL ENGAGEMENT WITH SCIENCE



SCIENCE AND SOCIETY⁵ INTERACTION



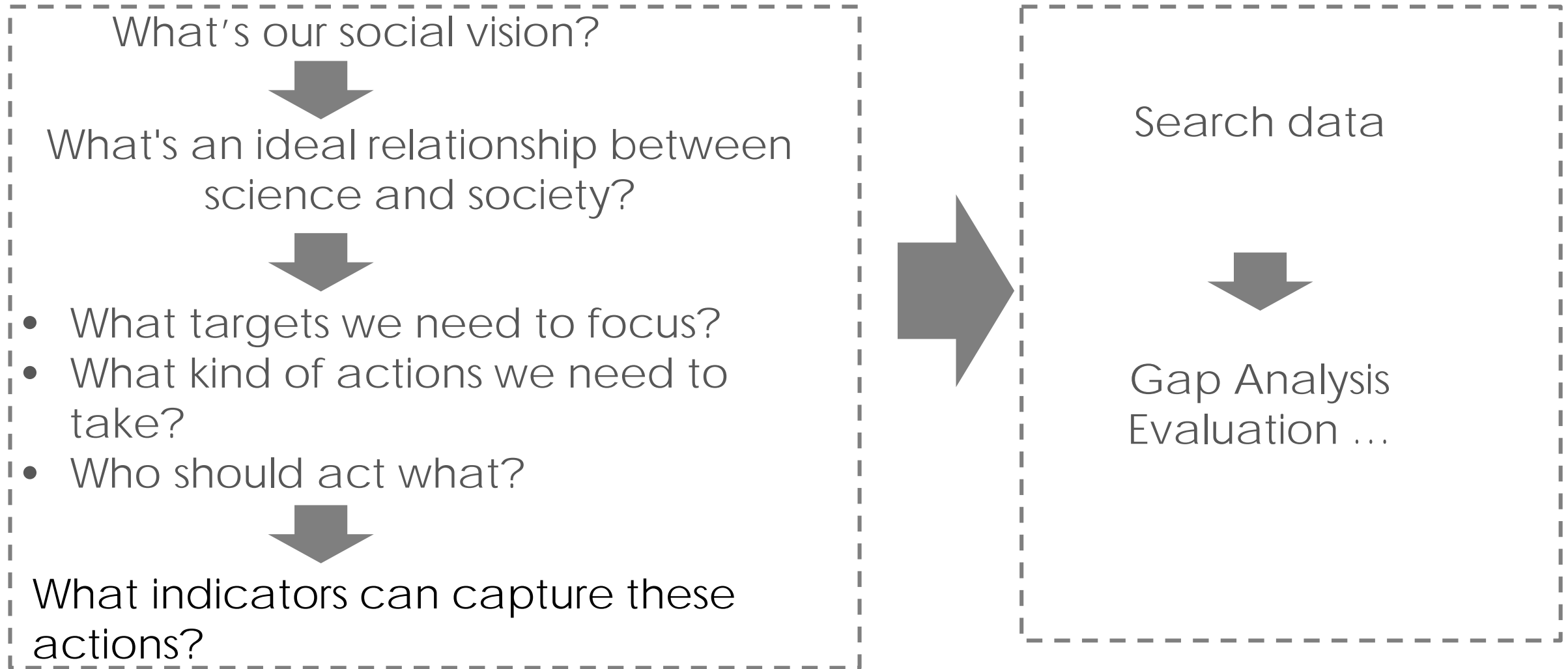
BACKGROUND (CONTD.)

- Not only measuring science activities, we need indicators for 'what science means to us'.
- Relationship between STI and society is multi-layered and cannot be wholly encapsulated in a single index.
- No established framework for what to measure and how to measure.
- Necessary to understand comprehensively the relationship between STI and society from a bird's eye view.

WHY DO WE NEED VISION-DRIVEN APPROACH?

- Purposes of making Indicators
 - Need proactive indicators which make people act for futures; cause behavioral changes; lead to a better life/world;
- Act for futures?
 - What do we feel about science and society link? What do we need for better relationships? How to prepare for transformative STI changes?
- Starting from social visions, then draw
 - what type of targets we need to focus,
 - what kind of actions we need to take,
 - who should act what, and
 - what type of indicators could capture these actions

WHAT ARE VISION-DRIVEN INDICATORS?



WHAT ARE VISION-DRIVEN INDICATORS?(CONTD.)

- To understand the diverse aspects of the complex relationship between STI and society
- To have a clear picture of the situation and act accordingly
- To emphasize “the vision from society” perspective
- Quantitative and qualitative indicators

STRUCTURE OF VISION-DRIVEN INDICATORS

Vision

Goal

Target

Actor

Action

Indicator

↙

Citizen
Government
Science community (Research and Education Sector)
Media
Business corporations



INDICATORS FOR WHOM?

- Citizens
- Science communities
- Policy makers, Business

HOW DID WE MAKE OUR PROPOSAL?

5 WSSs

1st WS (July, 2016)

- Setting 'visions' for a desirable science and society link
- Discussing 'actions' needed to achieve 'visions'

2nd WS (Aug, 2016)

- Brainstorming for 'objectives', 'targets', and 'indicators'
- World café style

3rd WS (Nov, 2016)

- Dialogue with policy makers

Open Forum (Jan, 2017)

- Discussion with a more diverse community

WS (July, 2017)

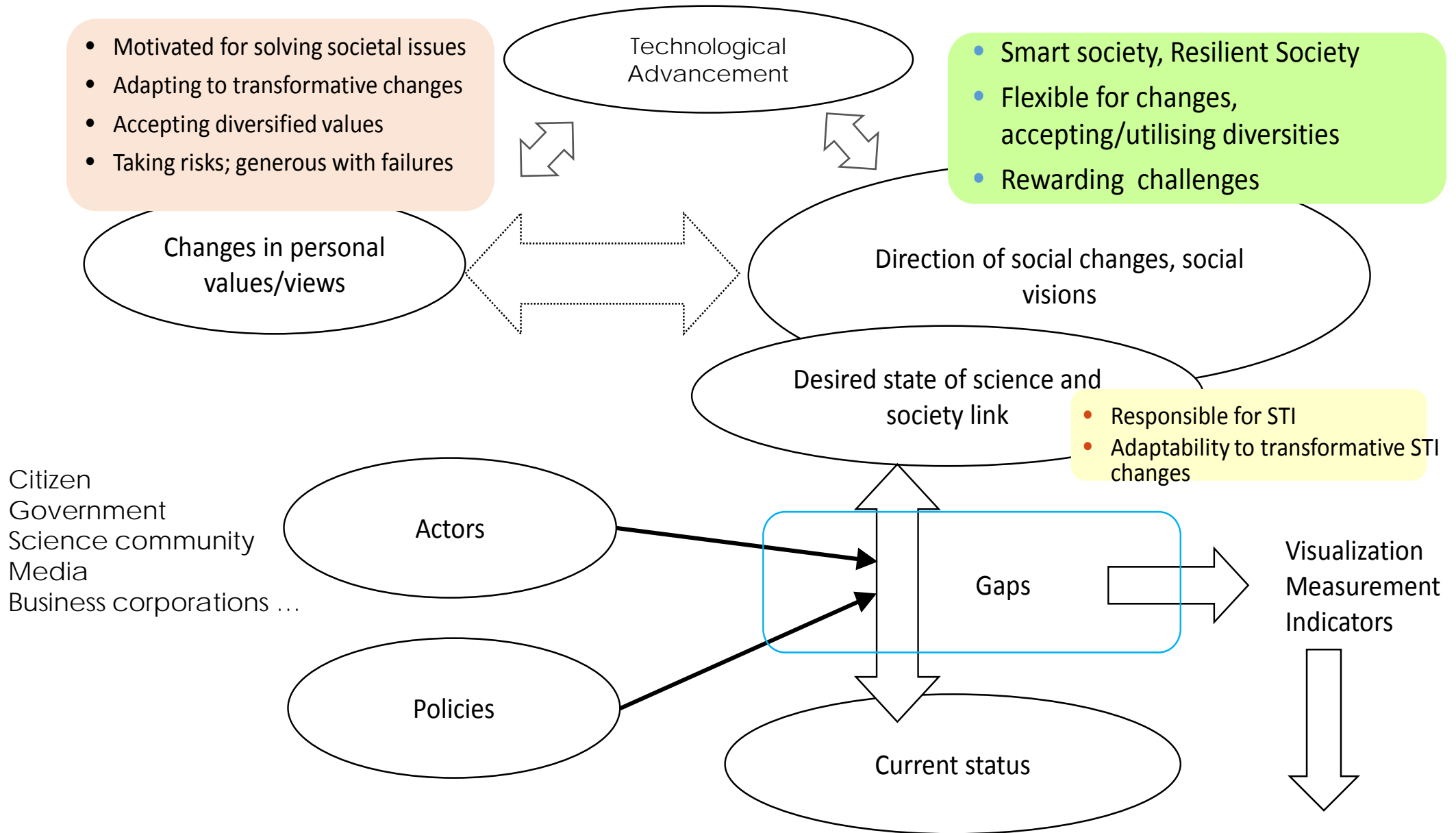
- Discussion with science policy practitioners

SCWS (Nov, 2017)

Wrap-up

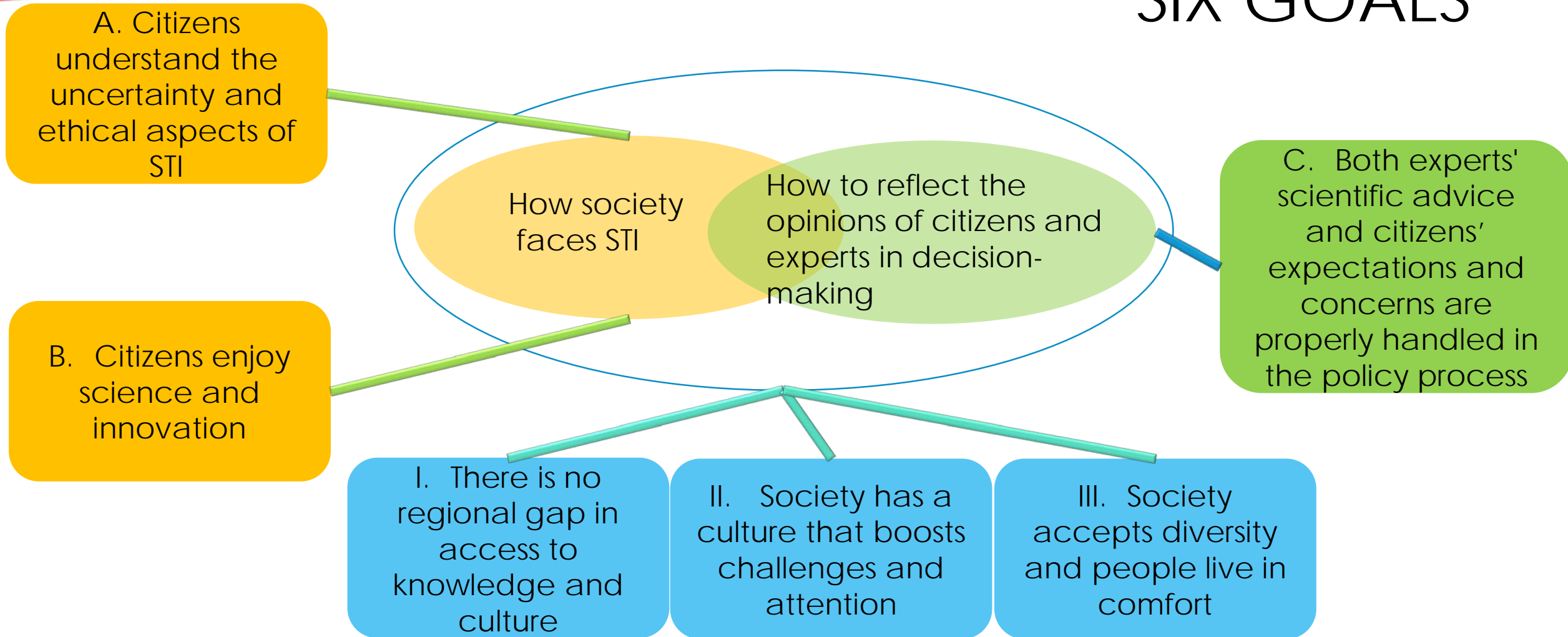
Proposing to policy makers
and international
organizations





See what each actor should do towards the achievement of social vision!!

SIX GOALS



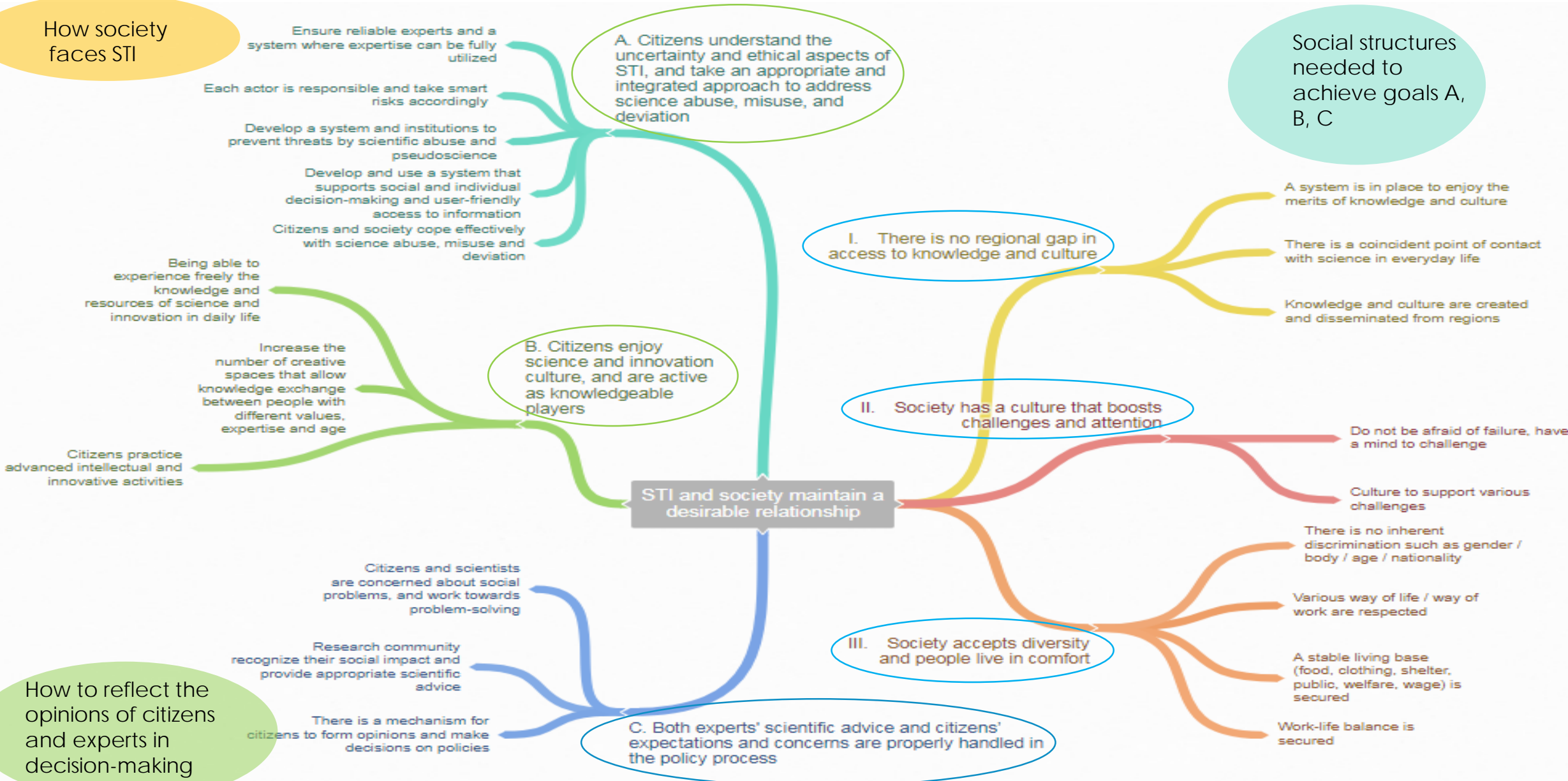
Social structures needed to achieve goals A, B, C

GOALS AND TARGETS

How society faces STI

Social structures needed to achieve goals A, B, C

How to reflect the opinions of citizens and experts in decision-making



GOALS, TARGETS, ACTIONS, AND INDICATORS





FUTURE TASKS

- Communication with more diverse community
- Collaboration in vision-creating; goals- and targets- setting; drawing actions and indicators
- Collecting data and visualization

THANK YOU FOR YOUR ATTENTION

PLEASE SEND COMMENTS & FEED BACKS TO:

a-okamura@grips.ac.jp

